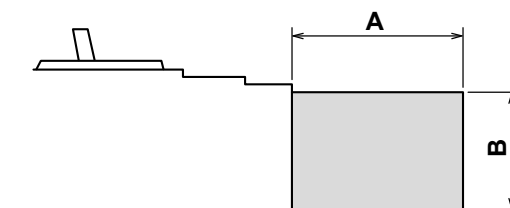
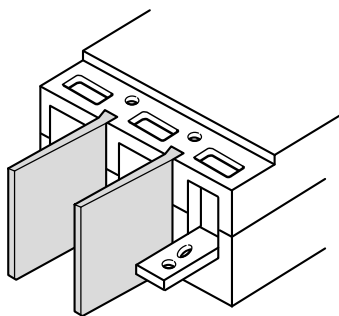


Moulded Case Circuit Breaker Accessories

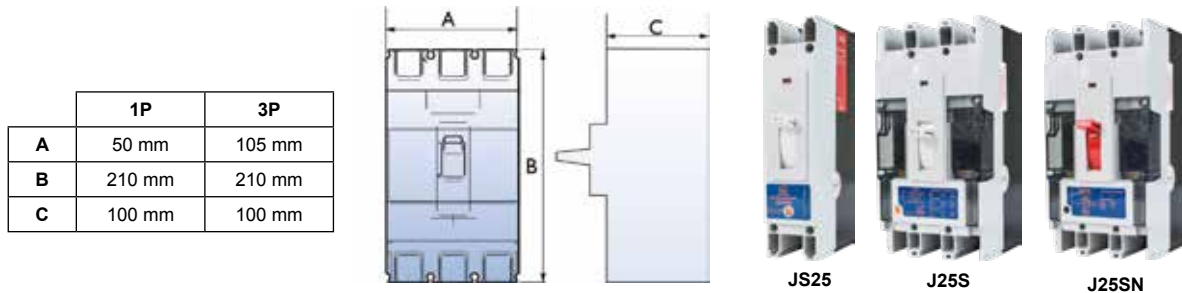
Moulded Case Circuit Breaker Interphase Barrier Selection Chart	
Interphase Barriers	CBI Range
FSAX004 (Set of 2)	JS25 , J25S J25SN
LBKIT (Set of 4)	L20B , L40B L20BN , L40BN
2176069 (Set of 2)	M25B , M35B , M50B M35BN
BAF-1SW (1 only)	G15D , G25D , G35D G35DN ELG25D3
BAF-2SV (1 only)	F15D , F25D , F35D F65DV F35DN ELF25D3 F10DDC
BAF-4SW (1 only)	K25D , K35D , K50D K35DE , K50DE , K65DE , K70DE K35DN , K50DN ELK35D3 K15DDC
BAF-8SW (1 only)	L35DE , L50DE , L70DE L35DN , L50DN
BAF-10SW (1 only)	N85DE1000X , N85DE1250X N85DN1000X , N85DN1250X
BAF-16SW (1 only)	N85DE1600X

Moulded Case Circuit Breaker Interphase Barrier Dimensions		
Interphase Barriers	Dimensions (mm)	
	A	B
FSAX004	88	73
LBKIT	93	80
2176069	155	100
BAF-1SW	50	59.5
BAF-2SV	100	59.5
BAF-4SW	110	98.5
BAF-8SW	110	98.5
BAF-10SW	110	132
BAF-16SW	185	132





JS / JSN Range (Hydraulic-Magnetic)



Distribution Circuit Breakers (Mixed Load) H2

Type	Barriers	Poles	Terminals	kA@			Std. Pack	Rating (A)	Price Each excl. VAT	Order No.
				240 V	415 V	525 V				
JS25 ²		1	G1	25	-	-	1	80, 100	R 2 408.00	JSS0__
				125				R 2 503.00	JSS0125	
			G4B	25	-	-	1	150	R 2 718.00	JSS0150
				200				R 2 807.00	JSS0200	
				250				R 3 114.00	JSS0250	
J25S	4	3	G1	-	25	15	1	50, 60	R 4 794.00	JSO0__
				80, 100				R 4 854.00	JSO0__	
				125				R 5 093.00	JSO0125	
			G4B	150				R 5 400.00	JSO0150	
				160, 175, 200				R 6 433.00	JSO0__	
				225				R 6 493.00	JSO0225	
				250				R 7 629.00	JSO0250	

Switch Disconnectors¹ Red Handle H2

Type	Barriers	Poles	Terminals	kA@			Std. Pack	Rating (A)	Price Each excl. VAT	Order No.
				240 V	415 V	525 V				
J25SN	4	3	G1	-	25++	15++	1	100	R 3 128.00	JSN0100
				150				R 4 075.00	JSN0150	
			G4B	200				R 5 300.00	JSN0200	
				250				R 6 200.00	JSN0250	

JS Accessories H2

Description LH = Left Hand Side RH = Right Hand Side	Factory Fitted	Std. Pack	Voltage - AC	Voltage - DC	Price Each excl. VAT	Order No.	
Shunt trip	RH	Yes	1		24	R 1 299.00	FSA001
	RH		1	110 - 250		R 1 299.00	FSA002
	RH		1	380 - 600		R 1 299.00	FSA003
Undervoltage release	RH	Yes	1	220 - 250		R 1 644.00	FSAC220
	RH		1	380 - 440		R 1 644.00	FSAC380
Auxiliary Switch	LH		1			R 631.00	FSAH002
Trip alarm switch	LH		1			R 756.00	FSAF001
2 x Auxiliary switch	LH		1			R 1 247.00	FSAR001
1 x Auxiliary + 1 x trip alarm switch	LH		1			R 1 971.00	FSAV001
Handle lock plastic			1			R 123.00	FSAP001
(G4B) Stub bar			Set			R 293.00	FSAX001
(G5) Tandem box terminal (250 A Max) (3 per set - line or load side)			Set			R 965.00	FSAX002
Interphase barriers (Qty 2 only)			Set			R 113.00	FSAX004
Terminal covers (each) (line or load)			1			R 405.00	FSAX005

Notes:

- Withstand current must be backed up by suitable Short Circuit Protection Device (SCPD). ++To IEC 60947-3.
 - Accessories cannot be fitted to a single pole JS breaker
- Please contact CBI for Amp Ratings not listed

LB / LBN Range (Hydraulic-Magnetic)

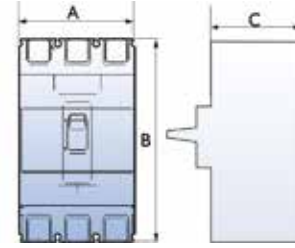


L20B



L40B

A	150 mm
B	300 mm
C	105 mm



Distribution Circuit Breakers (Mixed Load) H2									
Type	Barriers	Poles	Terminals	kA@ 415 V Icu	Ics	Std. Pack	Rating (A)	Price Each excl. VAT	Order No.
L20B	4	3	G1	20	20	1	100, 125, 150	R 8 005.00	L20B___
							175, 200, 225	R 9 820.00	L20B___
							250	R 10 382.00	L20B250
							300	R 12 339.00	L20B300
							350, 400	R 14 615.00	L20B___
							450, 500	R 21 067.00	L20B___
							600	R 22 066.00	L20B600
L40B	4	3	G1	40	20	1	100, 125, 150	R 8 854.00	L40B___
							175, 200, 225	R 10 804.00	L40B___
							250	R 11 471.00	L40B250
							300	R 13 574.00	L40B300
							350, 400	R 16 072.00	L40B___
							450, 500	R 23 174.00	L40B___
							600	R 24 272.00	L40B600

Switch Disconnectors ¹ H2								
Type	Barriers	Poles	Terminals	Withstand kA@ 415 V	Std. Pack	Rating (A)	Price Each excl. VAT	Order No.
L20BN	4	3	G1	20++	1	300	R 10 679.00	L20BN0300
						400	R 11 316.00	L20BN0400
						500	R 15 285.00	L20BN0500
						600	R 15 441.00	L20BN0600
L40BN	4	3	G1	40++	1	300	R 11 746.00	L40BN0300
						400	R 12 448.00	L40BN0400
						500	R 16 812.00	L40BN0500
						600	R 16 980.00	L40BN0600

LB Accessories H2					
Description	Factory Fitted	Std Pack	Voltage - AC	Price Each excl. VAT	Order No.
Shunt trip	Yes	1	110	R 2 802.00	LBSHT110
Shunt trip			220 - 240	R 2 802.00	LBSHT220
Shunt trip*			380 - 415	R 2 802.00	LBSHT380
Auxiliary switch	Yes	1		R 1 247.00	LBAUX
Trip alarm switch	Yes	1		R 1 148.00	LBALARM
(G4B) Stub busbar 600 A Max		Set of 3		R 1 540.00	4120166
Interphase barriers (Qty 4 only)		Set		R 142.00	LBKIT

Notes:

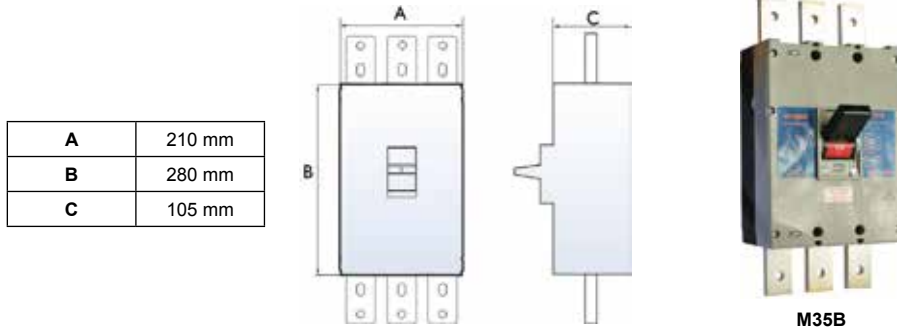
1. Withstand current must be backed up by suitable Short Circuit Protection Device. ++SABS / IEC 60947-3

* Contact CBi for availability

All Accessories are factory-fitted only

Please fill in required AMP rating on dotted line of order number column

MB / MBN Range (Hydraulic-Magnetic)



Distribution Circuit Breakers (Mixed Load)

H2

Type	Barriers	Poles	Terminals	kA@ 415 V	Std. Pack	Rating (A)	Price Each excl. VAT	Order No.
M25B	4	3	G4B	25++	1	700, 830	R 37 198.00	MB25___
M35B	4	3	G4B	35	1	700, 830	R 38 178.00	MB35___
M50B	4	3	G4B	50++	1	700, 830	R 38 960.00	MB50___

Triple Pole Switch Disconnectors¹

H2

M35BN	4	3	G4B	35++	1	830	R 32 304.00	MBN0830
-------	---	---	-----	------	---	-----	-------------	---------

MB Accessories

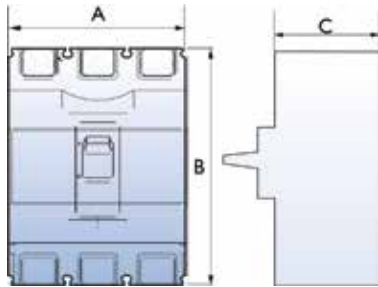
H2

Description	Std. Pack	Voltage - AC	Price Each excl. VAT	Order No.
Shunt trip with cut-out, both leads out	1	220	R 4 273.00	MBAA220
	1	380	R 4 273.00	MBAA380
Interphase barriers (Qty 2 only)	Set		R 180.00	2176069

Notes:

- Withstand current must be backed up by suitable short circuit protection device (SCPD)
All MB type circuit breakers and switch disconnectors come complete with 4 phase barriers and mounting hardware
All accessories are factory-fitted only
Please fill in required amp rating on dotted line of order number column

GD / GDN / FD / FDN Range (Thermal-Magnetic)



	G15D / G25D	F15D / F25D	G35D	F35D	F65DV
	16 - 125 A	150 - 250 A	16 - 100 A	125 - 250 A	16 - 250 A
A	90 mm	105 mm	90 mm	105 mm	105 mm
B	130 mm	165 mm	130 mm	165 mm	165 mm
C	68 mm	68 mm	68 mm	68 mm	68 mm



G15D

F35D

Triple Pole Circuit Breakers (Mixed Load)								H2
Type	Poles	Terminals	kA@		No. of Interphase Barriers	Rating (A)	Price Each excl. VAT	Order No.
			415 V	525 V				
G15D	3	G1	15	15	2	16, 20, 32, 40, 50, 63	R 3 361.00	G15D__
		G1	15	15		80, 100	R 3 840.00	G15D__
		G1	15	15		125	R 4 128.00	G15D125
F15D	3	G1	15	15	4	150, 160	R 4 515.00	F15D__
		G1	15	15		175, 200, 225	R 7 530.00	F15D__
		G4B	15	15		250	R 8 232.00	F15D250
G25D	3	G1	25	18	2	16, 20, 32, 40, 50, 63	R 4 070.00	G25D__
		G1	25	18		80, 100	R 4 195.00	G25D__
		G1	25	18		125	R 4 285.00	G25D__
F25D	3	G1	25	22	4	150, 160	R 4 964.00	F25D__
		G1	25	22		175, 200, 225	R 8 130.00	F25D__
		G4B	25	22		250	R 8 770.00	F25D250
G35D	3	G1	35	22	2	16, 20, 32, 40, 50, 63	R 4 675.00	G35D__
		G1	35	22		80, 100	R 5 530.00	G35D__
F35D	3	G1	35	22	4	125	R 5 704.00	F35D125
		G1	35	30		150, 160	R 5 854.00	F35D__
		G1	35	30		175, 200, 225	R 10 610.00	F35D__
		G4B	35	30		250	R 11 416.00	F35D250
F65DV ¹	3	G1	65	35	4	20-25, 32-40, 45-63	R 6 986.00	F65DV__
		G1	65	35		70-100	R 7 429.00	F65DV70-100
		G1	65	35		90-125	R 7 687.00	F65DV90-125
		G1	65	35		125-160	R 8 514.00	F65DV125-160
		G4B	65	35		175-250	R 11 463.00	F65DV175-250

Switch Disconnectors ²								H2
Type	Poles	Terminals	Withstand kA@		No. of Interphase Barriers	Rating (A)	Price Each excl. VAT	Order No.
			415 V	525 V				
G35DN	3	G1	30++	18++	2	125	R 2 894.00	G35DN125
F35DN	3	G1	30++	22++	2	160	R 4 301.00	F35DN160
F35DN	3	G4B	30++	22++	2	250	R 5 752.00	F35DN250

Notes:

1. Thermal adjustable
2. Withstand current must be backed up by suitable Short Circuit Protection Device (SCPD)

FD 250 A breakers come complete with G4B stub busbars (set of 6)

++ To IEC 60947-3

Insulation Voltage / V _{ins}	690 V
Impulse Withstand / V _{imp}	6 / 8 kV
Poles	3P



F65DV



GD & FD Compatible Accessories

G15D, G25D, G35D, F15D, F25D, F35D & F65DV C

Description LH = Left Hand Side, RH = Right Hand Side		Std. Pack	Voltage - AC	Price Each excl. VAT	Order No.
Shunt trip	LH/RH	1	24 - 48	R 624.00	SHTA048-05SVLS/RS
	LH/RH	1	100 - 240	R 624.00	SHTA240-05SVLS/RS
	LH/RH	1	380 - 550	R 624.00	SHTA550-05SVLS/RS
Undervoltage release	LH/RH	1	24	R 1 311.00	UVTNA024-05SVLS/RS
	LH/RH	1	48	R 1 311.00	UVTNA048-05SVLS/RS
	LH/RH	1	100-110 / 120-130	R 1 311.00	UVTNA130-05SVLS/RS
	LH/RH	1	200-220 / 230-250	R 1 311.00	UVTNA250-05SVLS/RS
	LH/RH	1	380-415 / 440-480	R 1 311.00	UVTNA480-05SVLS/RS
	LH/RH	1	550-550 / 600	R 1 311.00	UVTNA600-05SVLS/RS
Auxiliary switch	LH/RH	1		R 432.00	AX-05SVLS/RS
Double auxiliary switch	LH	1		R 1 145.00	AX2-05SVLS
Alarm auxiliary switch	LH	1		R 889.00	ALAX-05SVLS

GD Dedicated Accessories

G15D, G25D & G35D C

Description LH = Left Hand Side, RH = Right Hand Side		Std. Pack	Voltage - AC	Price Each excl. VAT	Order No.
Line and load shrouds		1		R 365.00	TCL-1SV3W
Motor operator 220 V 50 Hz		1	100-240 (AC / DC)	R 17 456.00	MDS240-1SV
(G4B) Stub busbar (Qty 3 only)		Set		R 304.00	FB-1SV
Handle lockout		1		R 445.00	HLS-05SV
Interphase barriers (Qty 1 only)		1		R 141.00	BAF-1SW

FD Dedicated Accessories

F15D, F25D, F35D & F65DV C

Description LH = Left Hand Side, RH = Right Hand Side		Std. Pack	Voltage - AC	Price Each excl. VAT	Order No.
Line and load shrouds		1		R 978.00	TCL-2SV3W
Motor operator 220 V 50 Hz		1	100-240 (AC / DC)	R 17 456.00	MDS240-2SV
Handle lockout		1		R 445.00	HLS-2SV
Interphase barriers (Qty 1 only)		1		R 144.00	BAF-2SV

GD & FD Adaptor Plate H2

Adaptor plate GD & FD - old Fuchs range to new range (depth C adjustment)		1		R 143.00	FD-ADAPTOR ¹
---	--	---	--	----------	-------------------------

Stub Bar F15D, F25D, F35D & F65DV H2

(G4B) Stub busbar (Qty 3 only)		Set		R 293.00	FSAX001
--------------------------------	--	-----	--	----------	---------

Extension Handle G15D, G25D & G35D C2

Extension handle (Std. shaft - 300 mm)		1		R 2 195.00	12MEC.1145
--	--	---	--	------------	------------

Extension Handle F15D, F25D, F35D & F65DV C2

Extension handle (Std. shaft - 300 mm)		1		R 2 195.00	12MEC.1045
--	--	---	--	------------	------------

Note: MCCB with indicated profile must be fitted with the "compatible" accessory range.

1. FD-ADAPTOR - adjustment from old 86 mm Fuchs breaker depth to new FD and GD Range.

F65DV Accessories

F65DV Accessories C				
Description LH = Left Hand Side, RH = Right Hand Side	Std. Pack	Voltage - AC	Price Each excl. VAT	Order No. F65DV
Motor operator 220 V 50 Hz	1	100-240 (AC / DC)	R 17 456.00	MDS240-2SV
Handle lockout	1		R 445.00	HLS-2SV
Interphase barriers (Qty 1 only)	1		R 144.00	BAF-2SV

Extension Handle C2				
Extension handle (Std. shaft - 300 mm)	1		R 2 195.00	12MEC.1045


Thermal and Magnetic Adjustable Chart - FDV	
Type	Thermal ²
F65DV 20-25 A	20 - 25
F65DV 32-40 A	32 - 40
F65DV 45-63 A	45 - 63
F65DV 70-100 A	70 - 100
F65DV 90-125 A	90 - 125
F65DV 125-160 A	125 - 160
F65DV 175-250 A	175 - 250

Notes:

2. Thermals are adjustable in fixed steps as per adjustability chart



KD / KDN Range (Thermal-Magnetic), KDE Range (Electronic)



KD Circuit Breakers (Mixed Load) H2

Type	Poles	Terminals	415 V	kA@ 500 V	525 V	No. of Interphase Barriers	Rating (A)	Price Each excl. VAT	Order No.
K25D	3	G4B	25	22	-	4	250	R 10 753.00	K25D250
	3	G4B	25	22	-	4	300, 350, 400	R 12 883.00	K25D__
K35D	3	G4B	35	30	30	4	250	R 12 596.00	K35D250
	3	G4B	35	30	30	4	300, 350, 400	R 17 013.00	K35D__
	3	G4B	36	22	-	4	500, 630	R 22 135.00	K35D__X
K50D	3	G4B	50	40	35	4	500, 630	R 24 580.00	K50D__X

KDE Electronic Circuit Breakers (Adjustable) H2

Type	Poles	Terminals	415 V	kA@ 500 V	525 V	No. of Interphase Barriers	Rating (A)	Price Each excl. VAT	Order No.
K35DE	3	G4B	35	30	30	4	200-400	R 20 624.00	K35DE400
K50DE	3	G4B	50	40	35	4	300-630	R 32 274.00	K50DE630X
K65DE	3	G4B	65	50	50	4	200-400	R 21 894.00	K65DE400
K70DE	3	G4B	70	50	-	4	300-630	R 36 160.00	K70DE630X

Switch Disconnectors¹ H2

Type	Poles	Terminals	Withstand kA@			No. of Interphase Barriers	Rating (A)	Price Each excl. VAT	Order No.
			415 V	500 V	525 V				
K35DN	3	G4B	35++	22++	-	4	300	R 11 727.00	K35DN300
	3	G4B	35++	22++	-	4	400	R 12 278.00	K35DN400
	3	G4B	36++	22++	-	4	630	R 15 657.00	K35DN630X
K50DN	3	G4B	50++	40++	35++	4	630	R 21 217.00	K50DN630X

Notes:

1. Backed up by suitable Short Circuit Protection Device (SCPD)
++ To IEC 60947-2 / 3



KD Accessories

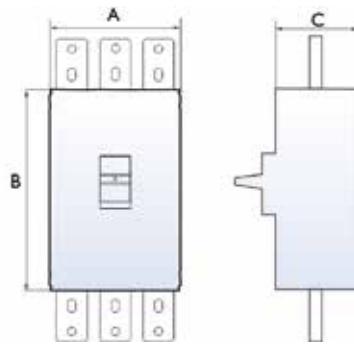
KD Accessories					C
Description LH = Left Hand Side, RH = Right Hand Side		Std. Pack	Voltage - AC	Price Each excl. VAT	Order No.
Shunt trip	RH	1	24-48 (AC / DC)	R 2 126.00	SHT48-4SWRS
	LH/RH	1	100-450 Vac / 100-200 Vdc	R 1 264.00	SHT-4SWLS/RS
	RH	1	380 - 550	R 1 264.00	SHTA550-4SWRS
Undervoltage release	LH/RH	1	110-120	R 2 275.00	UVTA120-4SWS
	LH/RH	1	220-240	R 2 275.00	UVTA240-4SWS
	LH/RH	1	380-415	R 2 275.00	UVTA415-4SWS
	LH/RH	1	500-550	R 2 275.00	UVTA550-4SWS
Auxiliary switch	LH/RH	1		R 822.00	AX-4SWLS/RS
Double auxiliary	LH	1		R 1 081.00	AX2-4SWLS
Alarm auxiliary switch	LH	1		R 1 074.00	ALAX-4SWLS
Motor operator		1	200-220	R 11 058.00	MDS-4SWA220
Interphase barriers (Qty 1 only)		1		R 163.00	BAF-4SW
Handle lockout		1		R 558.00	HLS-4SW
Cylindrical lock* (same key)		1		R 994.00	4470113
Cylindrical lock* (different key)		1		R 994.00	4470112
Line and load shroud (terminal cover)		2		R 1 110.00	TCL-4SW3

Extension Handle					C2
Extension handle (Std. shaft - 300 mm)		1		R 2 349.00	12MEC.0645



LDE / LDN Range

LDE	
A	210 mm
B	275 mm
C	103 mm



Triple Pole Circuit Breakers (Mixed Load) Adjustable in Fixed Steps H2

Type	Poles	Terminals	kA@			No. of Interphase Barriers	Rating (A)	Price Each excl. VAT	Order No.
			415 V	500 V	525 V				
L35DE	3	G4B	36++	22++	-	2	400-800	R 33 799.00	L35DE800X
L50DE	3	G4B	50++	40++	25++	2	400-800	R 39 467.00	L50DE800X
L70DE	3	G4B	70++	50++	15++	2	400-800	R 43 412.00	L70DE800X

Triple Pole Switch Disconnectors¹ H2

Type	Poles	Terminals	Withstand kA@			No. of Interphase Barriers	Rating (A)	Price Each excl. VAT	Order No.
			415 V	500 V	525 V				
L35DN	3	G4B	35++	-	-	2	800	R 21 346.00	L35DN800X
L50DN	3	G4B	50++	40++	25++	2	800	R 25 678.00	L50DN800X

Notes:

1. Backed up by suitable Short Circuit Protection Device (SCPD)
++To IEC 60947 - 2 / 3

LDE and LDN Accessories C

Description LH = Left Hand Side, RH = Right Hand Side		Std. Pack	Voltage - AC	Price Each excl. VAT	Order No.
Shunt trip	RH	1	24-48 (AC / DC)	R 2 126.00	SHT48-4SWRS
	LS/RS	1	100 - 450	R 1 264.00	SHT-4SWLS/RS
	RH	1	380 - 550	R 1 264.00	SHTA550-4SWRS
Undervoltage release	LS/RS	1	110-120	R 2 275.00	UVTA120-4SWS
	LS/RS	1	220-240	R 2 275.00	UVTA240-4SWS
	LS/RS	1	380-415	R 2 275.00	UVTA415-4SWS
	LS/RS	1	500-550	R 2 275.00	UVTA550-4SWS
Auxiliary switch (1N/0 + 1N/C)	LS/RS	1		R 822.00	AX-4SWLS/RS
Double auxiliary (2N0 2NC)	LH	1		R 1 081.00	AX2-4SWLS
Alarm auxiliary switch	LH	1		R 1 074.00	ALAX-4SWLS
Spring charge unit MDS type 220 Vac	LH	1	200-220	R 11 058.00	MDS-8SWA220
Key interlock - Cylindrical type		1		R 994.00	4470113
Interphase barriers (Qty 1 only)		1		R 183.00	BAF-8SW
Terminal cover		1		R 1 387.00	TCL-8SW3

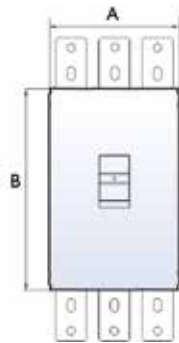
Extension Handle C2

Extension handle (Std. shaft - 300 mm)	1		R 3 053.00	12MEC.0845
--	---	--	------------	------------

NDE / NDN Range



A	210 mm
B	406 mm
C	140 mm



N85DE



N85DN

Triple Pole Circuit Breakers (Mixed Load) Electronic Adjustable								H2
Type	Poles	Terminals	kA@		No. of Interphase Barriers	Rating (A)	Price Each excl. VAT	Order No.
			415 V	500 V				
N85DE	3	G4B	85++	65++	2	500-1000	R 44 454.00	N85DE1000X
	3				2	600-1250	R 53 097.00	N85DE1250X
	3				2	800-1600	R 76 740.00	N85DE1600X

Triple Pole Switch Disconnectors ¹								H2
Type	Poles	Terminals	kA@		No. of Interphase Barriers	Rating (A)	Price Each excl. VAT	Order No.
			415 V	500 V				
N85DN	3	G4B	85++	65++	2	1000	R 37 731.00	N85DN1000X
	3				2	1250	R 48 095.00	N85DN1250X

NDE and NDN Accessories							C
Description LH = Left Hand Side, RH = Right Hand Side		Factory Fitted	Std. Pack	Voltage - AC	Price Each excl. VAT	Order No.	
Shunt trip	RH	Yes	1	100 - 120	R 3 198.00	SHTA120-10SWRS	
	RH	Yes	1	200 - 240	R 3 198.00	SHTA240-10SWRS	
	RH	Yes	1	380 - 450	R 3 198.00	SHTA450-10SWRS	
	RH	Yes	1	500 - 550	R 3 198.00	SHTA550-10SWRS	
Undervoltage release	RH	Yes	1	100 - 120	R 3 353.00	UVTNA130-10SWRS	
	RH	Yes	1	200 - 240	R 3 353.00	UVTNA240-10SWRS	
	RH	Yes	1	380 - 450	R 3 353.00	UVTNA450-10SWRS	
	RH	Yes	1	500 - 550	R 3 353.00	UVTNA550-10SWRS	
Auxiliary switch (1N/0 + 1N/C)	LH/RH	Yes	1	-	R 1 142.00	AX-10SWLS/RS	
Alarm + auxiliary switch combined	LH	Yes	1	-	R 1 889.00	ALAX-10SWLS	
Double auxiliary (2NO 2NC)	LH	Yes	1	-	R 4 349.00	AX2-10SWLS	
Spring charge unit MDS type		Yes	1	220 - 220	R 57 348.00	MD-10SWA220	
Key interlock - cylindrical type		Yes	1	-	R 994.00	4470113	
Interphase barriers (Qty 1 only) N85DE1000X / N85DE1250X N85DN1000X / N85DN1250X			1	-	R 183.00	BAF-10SW	
Interphase barriers (Qty 1 only) N85DE1600X / N85DN1600X			1	-	R 219.00	BAF-16SW	

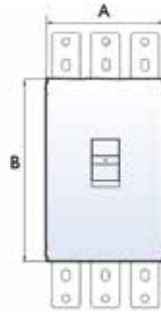
Extension Handle					C2
Extension handle mechanism (Std. shaft - 300 mm)	1			R 3 923.00	12MEC.0945

Notes:

- Backed up by Suitable Short Circuit Protection Device (SCPD)
++ To IEC 60947-2 / 3
Electronic Adjustable MCCBs are ideal for Tripping Co-ordination / Discrimination

ELGD / ELFD / ELKD Range (Thermal-Magnetic, Electronic)

	EL3G	EL3F	ELK
	3P	3P	3P
A	90 mm	105 mm	140 mm
B	130 mm	165 mm	257 mm
C	68 mm	68 mm	103 mm



ELK35D



Integral Earth Leakage Circuit Breakers (Mixed Load) not for 4-Wire systems

H2

Type	Poles		Terminals	kA@			Sensitivity mA	No. of Interphase Barriers	Rating (A)	Price Each excl. VAT	Order No.
	CB	E/L		380 V	400 V	525 V					
EL3G25D	3	3	G1	25	25	15	30,175, 250 ¹	2	16, 20, 32, 40, 50, 63	R 9 066.00	ELG25D3...
								2	80, 100, 125	R 9 585.00	
EL3F25D	3	3	G1	25	25	15	30, 250, 375 ¹	4	150, 175	R 11 931.00	ELF25D3...
								4	200, 225, 250	R 13 998.00	
EL3K35D	3	3	G4B	35	35	25	100, 300, 500 ²	4	250	R 18 649.00	ELK35D3...
								4	300	R 25 608.00	
								4	400	R 27 523.00	
								4	630	R 33 840.00	

Notes:

CB = Circuit Breaker Poles

E/L = Earth Leakage Poles

- Sensitivity: Adjustable (instantaneous tripping time). Other units available on request (contact CBI for availability)
- Sensitivity: Adjustable mA and time delay setting (0.45, 1.0 2.0 s)
- Sensitivity: 30 mA fixed rating (instantaneous tripping time)

• For "EL3G/EL3F/EL3K" Accessories, refer to GD, FD and KD accessories (only the left hand cavity is available for fitting of accessories)

* Contact CBI for availability (Non Stock items)

Please fill in required Amp rating on dotted line of order number column

Technical

NB: Phase EL'S without Neutral are not suitable for all 4 wire systems

DC MCCBs for Traction Control

Triple Pole Circuit Breakers for DC Traction

H2

Type	Poles	Terminals	kA @ 440 Vdc	No. of Interphase Barriers	Rating (A)	Price Each excl. VAT	Order No.
F10DDC	3	G2	10	4	150	R 4 670.00	F10DDC150
	3	G2	10	4	250	R 7 831.00	F10DDC250

Triple Pole Circuit Breakers for DC Traction

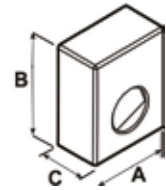
H2

Type	Poles	Terminals	kA @ 440 Vdc	No. of Interphase Barriers	Rating (A)	Price Each excl. VAT	Order No.
K15DDC	3	G4B	15	4	300	R 14 410.00	K15DDC300
	3	G4B	15	4	400	R 14 806.00	K15DDC400

Earth Leakage Relays EL305 / EL306



A	105 mm
B	125 mm
C	57 mm
Ø	50 mm



Earth Leakages Relays EL305 include Mounting Plate H2

Type	Sensitivity code	Standard Voltage	Sensitivity mA	Std. Pack	Remote Core if Required (mm) Sold Separately	Price Each excl. VAT	Order No.
EL305 Complete with clip tray	Y	110, 220, 380, 525	30	1	Not available	R 4 424.00	QC5Y00...
	Z	110, 220, 380, 525	50	1	Not available	R 4 424.00	QC5Z00...
	AA	110, 220, 380, 525	125	1	Not available	R 3 867.00	QC5AA0...
	A	110, 220, 380, 525	250	1	70, 105	R 3 239.00	QC5A00...
	B	110, 220, 380, 525	500	1	70, 105, 152, 190	R 3 239.00	QC5B00...
	J	110, 220, 380, 525	1000	1	70, 105, 152, 190	R 3 927.00	QC5J00...
	L	110, 220, 380, 525	2000	1	70, 105, 152, 190	R 3 927.00	QC5L00...
	K	110, 220, 380, 525	5000	1	70, 105, 152, 190	R 3 927.00	QC5K00...

Inverse Definite Minimum Time (IDMT) Earth Leakage Relay EL306 H2

Type	Sensitivity code	Standard Voltage	Sensitivity mA	Std. Pack	Remote Core if Required (mm) Sold Separately	Price Each excl. VAT	Order No.
EL306 Complete with clip tray	F	110 - 525	375	1	70, 105	R 3 888.00	QC06F00...
	C	110 - 525	500	1	70, 105	R 3 888.00	QC06C00...
	D	110 - 525	1000	1	70, 105, 152	R 4 112.00	QC06D00...
	E	110 - 525	2000	1	70, 105, 152, 190	R 4 543.00	QC06E00...
	H	110 - 525	5000	1	70, 105, 152, 190	R 3 834.00	QC06H00...

Notes:

Remote cores available, made to order only, contact CBi
Remote core and earth leakage must be a matched pair (factory calibrated)

If the sum of the conductor's outside diameter is greater than 50 mm, a remote must be purchased with the EL305 / 6

Hospital Earth Leakage Monitor (Early Bird)



Hospital Earth Leakage Monitor H2

Type	Poles	Voltage	Std. Pack	Price each	Order No.
EB225H (Early bird)	1+N	230 V	1	R 13 295.00	EB99900



Portable Earth Leakage Units

Portable Earth Leakage Units AC 15 A 50 Hz, 6 kA @ 230 V, 30 mA H2

Type		Std. Pack	Price each	Order No.
ELP15	Fitted with 3 standard 15 A round pin socket outlets & 15 A overload protection	1	R 4 514.00	LP36K15

V-Series - Circuit Breakers / Switch Disconnectors



NF125-SVA



Circuit Breakers V Series SVA / SGV

Type	Poles	Terminals	kA@			No. of Interphase Barriers	Rating (A)	Price Each excl. VAT	Order No.
			415 V	500 V	525 V				
NF125-SVA	3	G1	30	18	18	2	16, 20, 32, 40, 50, 63	R 4 248.00	NF125SVA...
		G1	30	18	18		80, 100, 125	R 4 909.00	NF125SVA...
NF250-SVA	3	G1	30	22	22	4	125	R 6 275.00	NF250SVA125
		G1	30	22	22		150, 160	R 7 190.00	NF250SVA...
		G1	30	22	22	4	175, 200, 225	R 8 622.00	NF250SVA...
		G1	30	22	22		250	R 9 547.00	NF250SVA250

Circuit Breakers V Series HVA / HGV

Type	Poles	Terminals	kA@			No. of Interphase Barriers	Rating (A)	Price Each excl. VAT	Order No.
			415 V	500 V	525 V				
NF63-HVA	3	G1	10	7.5	-	2	10,16,20,32,40,50,63	R 2 781.00	NF63HVA...
NF125-HVA	3	G2	50	35	22	2	16,20,32,40,50,63,80,100	R 6 835.00	NF125HVA...
NF125-HGVA*	3	G1	75	50	35	4	20-25,32-40,45-63,70-100,90-125	R 6 835.00	NF125HGVA...
NF160-HGVA*	3	G1	75	50	35	4	125-160	R 9 183.00	NF160HGVA125-160
NF250-HVA	3	G1	50	35	35	4	125,150,160,200,225	R 10 469.00	NF250HVA...
	3	G1	50	35	35	4	250	R 11 806.00	NF250HVA250
NF250-HGVA*	3	G1	75	50	35	4	175-250	R 11 806.00	NF250HGVA175-250

On Load Switch Disconnectors (Red Handle)

Type	Poles	Terminals	Icw kA	Sec.	No. of Interphase Barriers	Rating (A)	Price Each excl. VAT	Order No.
DSN125-SVA ¹	3	G1	4	1	2	125	R 2 776.00	DSN125SVA125
DSN250-SVA ¹	3	G1	4	1	4	250	R 6 667.00	DSN250SVA250
DSN250-CVA ²	3	G1	4	1	2	150	R 3 715.00	DSN250CVA150
DSN250-CVA ²	3	G1	4	1	4	250	R 6 174.00	DSN250CVA250

Notes:

- SVA backed up by suitable Short Circuit Protection Device (SCPD). Suitable up to 525 V.
- CVA only suitable up to 440 V

* Contact CBI for more information and availability

NOTE: Please fill in required AMP rating / range on dotted line of order number column

V-Series - Earth Leakage Circuit Breakers



NV125-SVA



NV250-SVA

Earth Leakage Circuit Breakers													D
Type	Poles	Terminals	kA@			Sensitivity mA Selectable	Time Delay	No. of Interphase Barriers	Rating (A)	Price Each excl. VAT	Order No.		
			380 V	415 V	480 V							525 V	550 V
NV63-HVA	3	G1	10	10	10	7.5	7.5	30,100,500	Inst	2	16,20,32,40,50,63	R 6 125.00	NV63HVA__
NV125-SVA	3	G1	25	25	15	18	10	30,175,250	Inst	2	16,20,32,40,50,63	R 8 243.00	NV125SVA__
	3	G1	25	25	15	18	10	30,175,250	Inst	2	80,100	R 8 746.00	NV125SVA__
NV125-HVA*	3	G1	50	50	30	22	18	30,175,250	Inst	2	16,20,32,40,50,63	R 16 217.00	NV125HVA__
	3	G1	50	50	30	22	18	30,175,250	Inst	2	80,100	R 16 217.00	
NV250-SVA	3	G1	25	25	15	18	10	30,250,375	Inst	4	125,150,175	R 12 561.00	NV250SVA__
	3	G1	25	25	15	18	10	30,250,375	Inst	4	200,225,250	R 14 112.00	NV250SVA__
NV250-SVA	3	G1	25	25	15	18	10	250,375,500	0.45,1,2	4	125,150,175	R 12 561.00	NV250SVA__TD
	3	G1	25	25	15	18	10	250,375,500	0.45,1,2	4	200,225,250	R 14 112.00	NV250SVA__TD
NV250-HVA	3	G1	50	50	30	22	18	30,250,375	Inst	4	150	R 30 426.00	NV250HVA150
	3	G1	50	50	30	22	18	30,250,375	Inst	4	175	R 30 426.00	NV250HVA175
	3	G1	50	50	30	22	18	30,250,375	Inst	4	200	R 30 426.00	NV250HVA200
	3	G1	50	50	30	22	18	30,250,375	Inst	4	225	R 30 426.00	NV250HVA225
NV250-HVA	3	G1	50	50	30	22	18	250,375,500	0.45,1,2	4	125	R 30 426.00	NV250HVA125TD
	3	G1	50	50	30	22	18	250,375,500	0.45,1,2	4	150	R 30 426.00	NV250HVA150TD
	3	G1	50	50	30	22	18	250,375,500	0.45,1,2	4	175	R 30 426.00	NV250HVA175TD
	3	G1	50	50	30	22	18	250,375,500	0.45,1,2	4	200	R 30 426.00	NV250HVA200TD
	3	G1	50	50	30	22	18	250,375,500	0.45,1,2	4	225	R 30 426.00	NV250HVA225TD

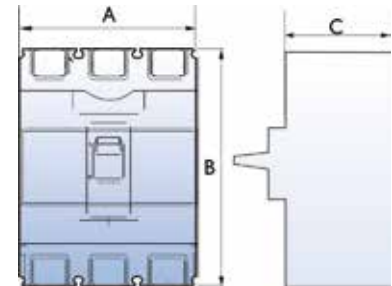
Only the left hand cavity is available for fitting of accessories

V-Series - MCCB Data



V-Series - Dimensions

Description	Dimensions (mm)		
	A	B	C
NF63 & NV63 (SVA / HVA)	75	130	68
NF125 & NV125 (SVA / HVA)	90	130	68
NF160 / 250 & NV250 (SVA / HVA)	105	165	68
DSN250 (SVA)	105	165	68
NF125 / 160 / 250 (HGVA)	105	165	68



Thermal Adjustable Chart - HGVA

Type	Thermal ¹
NF125 HGVA 20 - 25 A	20 - 25
NF125 HGVA 32 - 40 A	32 - 40
NF125 HGVA 45 - 63 A	45 - 63
NF125 HGVA 70 - 100 A	70 - 100
NF125 HGVA 90 - 125 A	90 - 125
NF160 HGVA 125 - 160 A	125 - 160
NF250 HGVA 175 - 250 A	175 - 250

Notes:

1. Thermals are adjustable in fixed steps as per adjustability chart
Please fill in required AMP rating / range on dotted line of order number column

V-Series - Circuit Breakers DC Special use DC MCCBs

Circuit Breakers DC Locomotive Protection (Orange Handle) C

Type	Poles	Terminals	kA @ 440 Vdc *	No. of Interphase Barriers	Rating (A)	Price Each excl. VAT	Order No.
NF250-CVA (DC)	3	G1	10	4	150	R 5 137.00	NF250CVDC150
	3	G1	10	4	200	R 8 194.00	NF250CVDC200
	3	G1	10	4	250	R 8 194.00	NF250CVDC250

Note:

Also available with pre-fitted box terminals contact CBi

Circuit Breakers DC Locomotive Protection (Orange Handle) C

Type	Poles	Terminals	kA @ 440 Vdc *	No. of Interphase Barriers	Rating (A)	Price Each excl. VAT	Order No.
NF400-CWA (DC)	3	G4B	15	4	300	R 14 813.00	NF400CWDC300
	3	G4B	15	4	400	R 15 288.00	NF400CWDC400

Notes:

- NF250CVA: box terminal available as options 2 x per line / load (250 AF only)
Contact CBi for more information
- Magnetic settings at 50% of Standard MCCB
- Orange handle identification

* 400 Vdc using 3P in series
250 Vdc using 2P in series



V-Series - Accessories

Undervoltage Release C					
Type		Voltage Range	Std. Pack	Price Each excl. VAT	Order No.
NF / NV 63 HVA	LH/RH	24 Vac / dc	1	R 1 311.00	UVTNA024-05SVLS/RS
	LH/RH	48 Vac / dc	1	R 1 311.00	UVTNA048-05SVLS/RS
NF / NV 125 SVA / HVA / HGVA	LH/RH	110 Vac / dc	1	R 1 311.00	UVTNA130-05SVLS/RS
	LH/RH	220 - 250 Vac	1	R 1 311.00	UVTNA250-05SVLS/RS
NF / NV 250 SVA / HVA / HGVA	LH/RH	380 - 440 Vac	1	R 1 311.00	UVTNA480-05SVLS/RS
	LH/RH	500 / 600 Vac	1	R 1 311.00	UVTNA600-05SVLS/RS
DSN125 / 250					
Shunt Trip C					
NF / NV 63 HVA ** NF / NV 125 SVA / HVA HGVA NF / NV 250 SVA / HVA / HGVA DSN 125 / 250	LH/RH	24 - 48 Vac	1	R 624.00	SHTA048-05SVLS/RS
	LH/RH	100 - 240 Vac	1	R 624.00	SHTA240-05SVLS/RS
	LH/RH	380 - 550 Vac	1	R 624.00	SHTA550-05SVLS/RS
Auxiliary Switch C					
NF63 (SVA / HVA) (NV63 = LH) AX2-05SVLS (Double) NF / NV 125 SVA / HVA / HGVA NF / NV 250 SVA / HVA / HGVA DSN 125 / 250	LH		1	R 432.00	AX-05SVLS
	RH		1	R 432.00	AX-05SVRS
	LH		1	R 1 145.00	AX2-05SVLS
Alarm / Auxiliary Switch C					
NF63 (SVA / HVA) NF / NV 125 SVA / HVA / HGVA NF / NV 250 SVA / HVA / HGVA DSN 125 / 250	LH		1	R 889.00	ALAX-05SVLS
Terminal Covers (set) C					
NF63 & NV63 (SVA / HVA)			2	R 149.00	TCL-05SV3W
NF125 & NV125 (CVA / SVA / HVA)			2	R 365.00	TCL-1SV3W
NF160 / 250 & NV250 (CVA / SVA / HVA)			2	R 978.00	TCL-2SV3W
Extension Handles (Standard shaft 300 mm) C2					
NF63 / NV63 / NF125 / NV125 / DSN125 (SVA / HVA)			1	R 2 195.00	12MEC.1145
NF125HGVA / NF160HGVA / NF250HGVA & NV250 (CVA / SVA / HVA) DSN250			1	R 2 195.00	12MEC.1045
Motor Operator C					
NF125 (SVA / HVA)	100-240 Vac / 100-250 Vdc		1	R 17 456.00	MDS240-1SV ¹
NF250 (SVA / HVA)	100-240 Vac / 100-250 Vdc		1	R 17 456.00	MDS240-2SV ²
Handle Lockout C					
Description	Std. Pack			Price Each excl. VAT	Order No.
Handle lockout NV/NF 63/125	1			R 445.00	HLS-05SV
Handle lockout NV/NF 250/125	1			R 445.00	HLS-2SV
Stub Bar NF250HGVA & NV250 (CVA / SVA / HVA) DSN250 H2					
(G4B) Stub busbar (Qty 3)	Set			R 293.00	FSAX001

Notes:

- These units have mechanical trip indication on the operators
 - These units have electrical trip indication through an alarm switch
- * Contact CBI for availability
 ** NV only accessories for the left side only (LH)





Thermal-Magnetic Circuit Breakers (CWA) Compact Economy Class

Type	Poles	Terminals	kA@		No. of Interphase Barriers	Rating (A)	Price Each excl. VAT	Order No.
			400 V	500 V				
NF400-CWA	3	G4B	36	22	4	250	R 12 061.00	NF400CW250
		G4B	36	22	4	300	R 13 874.00	NF400CW300
		G4B	36	22	4	350, 400	R 14 545.00	NF400CW...
NF630-CWA	3	G4B	36	22	4	500, 630	R 22 561.00	NF630CW...

Note: Not certified for use at 525 / 550 V

Thermal-Magnetic Circuit Breakers (SWA) Standard Fixed Type

Type	Poles	Terminals	kA@			No. of Interphase Barriers	Rating (A)	Price Each excl. VAT	Order No.
			400 V	500 V	525 V				
NF400-SWA	3	G4B	50	40	35	4	250	R 16 202.00	NF400SW250
		G4B	50	40	35	4	300	R 16 339.00	NF400SW300
		G4B	50	40	35	4	350, 400	R 17 046.00	NF400SW...
NF630-SWA	3	G4B	50	40	35	4	500, 630	R 25 051.00	NF630SW...

Electronic Adjustable Circuit Breakers

Type	Poles	Terminals	kA@				No. of Interphase Barriers	Rating (A)	Price Each excl. VAT	Order No.
			380 V	400 V	500 V	525 V				
NF400-SEW	3	G4B	50	50	40	35	4	200-400	R 20 095.00	NF400SEW400
NF400-HEW	3	G4B	70	70	50	50	4	200-400	R 29 444.00	NF400HEW400
NF630-SEW	3	G4B	50	50	40	35	4	300-630	R 32 582.00	NF630SEW630
NF630-HEW	3	G4B	70	70	50	35	4	300-630	R 36 504.00	NF630HEW630
NF800-CEW	3	G4B	40	36	18	-	2	400-800	R 35 082.00	NF800CEW800
NF800-SEW	3	G4B	50	50	40	25	2	400-800	R 39 843.00	NF800SEW800
NF800-HEW	3	G4B	70	70	50	15	2	400-800	R 43 826.00	NF800HEW800

Electronic Adjustable Circuit Breakers

Type	Poles	Terminals	kA@			No. of Interphase Barriers	Rating (A)	Price Each excl. VAT	Order No.
			380 V	400 V	500 V				
NF1000-SEW	3	G4B	85	85	65	2	500-1000	R 44 877.00	NF1000SEW
NF1250-SEW	3	G4B	85	85	65	2	600-1250	R 53 603.00	NF1250SEW
NF1600-SEW	3	G4B	85	85	65	2	800-1600	R 77 471.00	NF1600SEW

On Load Switch Disconnectors (Red Handle)

Type	Poles	Terminals	lcw kA	Sec.	Rating (A)	Price Each excl. VAT	Order No.
DSN400-CWA	3	G4B	6	1	300, 400	R 9 486.00	DSN400CW...
DSN400-SWA	3	G4B	6	1	400	R 13 006.00	DSN400SW400
DSN630-CWA	3	G4B	8	1	630	R 15 957.00	DSN630CW630
DSN630-SWA	3	G4B	8	1	630	R 21 421.00	DSN630SW630
DSN800-CWA	3	G4B	10	1	800	R 22 156.00	DSN800CW800
DSN800-SWA	3	G4B	10	1	800	R 25 923.00	DSN800SW800
DSN1000-SW	3	G4B	15	1	1000	R 38 090.00	DSN1000SW
DSN1250-SW	3	G4B	15	1	1250	R 48 553.00	DSN1250SW

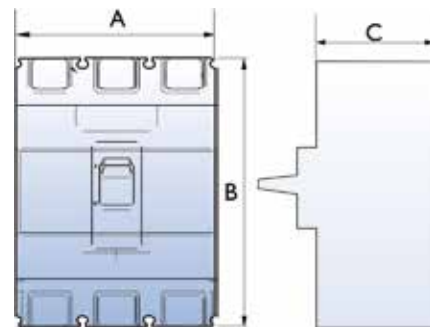
Notes:
Please fill in required AMP rating on dotted line of order number column
1. Backed up by suitable Short Circuit Protection Device (SCPD)

WSS - Earth Leakage Circuit Breakers and MCCB Data



Earth Leakage Circuit Breakers Progressive Super Series												D
Type	Poles	Terminals	kA@				Sensitivity mA Selectable	Time Delay	No. of Interphase Barriers	Rating (A)	Price Each excl. VAT	Order No.
			380 V	400 V	525 V	550 V						
NV400-SWA	3	G4B	50	50	15	15	100,300,500	0.45,1,2	4	250, 300, 350, 400	R 28 402.00	NV400SW...
NV400-SEW	3	G4B	50	50	15	15	100,300,500	0.45,1,2	4	200 - 400	R 30 522.00	NV400SEW400
NV630-SWA	3	G4B	50	50	25	15	100,300,500	0.45,1,2	4	500, 630	R 34 716.00	NV630SW....
NV800-SEW	3	G4B	50	50	25	15	100,300,500	0.45,1,2	2	400 - 800	R 39 283.00	NV800SEW800

WSS - Dimensions			
Description	Dimensions (mm)		
	A	B	C
NF400 & NV400 (CWA / SWA / SEW / HEW)	140	257	103
DSN400 (CWA / SWA)	140	257	103
NF630 & N630 (SEW / HEW)	140	257	103
NF630 & NV630 (CWA / SWA / SEW / HEW)	140	257	103
DSN630 (CWA / SWA)	140	257	103
NF800 & NV800 (CWA / SWA / SEW / HEW)	210	275	103
DSN800 (CWA / SWA)	210	275	103
NF1000 & NV1250 & NF1600 (SEW)	210	406	140
DSN1000 & DSN1250 (SW)	210	406	140



WSS - Circuit Setting Range (Adjustable Breakers)		
Type	Rating (A)	Setting Range (fixed and variable steps)
NF400-SEW (CEW / SEW / HEW)	200 - 400	200 / 225 / 250 / 300 / 350 / 400 A
NF630-SEW (CEW / SEW / HEW)	300 - 630	300 / 350 / 400 / 500 / 600 / 630 A
NF800-SEW (CEW / SEW / HEW)	400 - 800	400 / 450 / 500 / 600 / 700 / 800 A
NF1000-SEW	500 - 1000	500 / 600 / 700 / 800 / 900 / 1000 A
NF1250-SEW	600 - 1250	600 / 700 / 800 / 1000 / 1200 / 1250 A
NF1600-SEW	800 - 1600	800 / 1000 / 1200 / 1400 / 1500 / 1600 A



Undervoltage Release C

Type		Voltage Range	Std. Pack	Price Each excl. VAT	Order No
NF400 / 630 / 800 (NV400 / 630 / 800 = LH) (CW / SW / CEW / SEW / HEW)	RH	24 - 48 Vdc	1	R 3 715.00	UVTSD048-8SWRFS
	LH/RH	110 Vdc	1	R 3 715.00	UVTD110-4SWS
	LH/RH	110 - 120 Vac	1	R 2 275.00	UVTA120-4SWS
	LH/RH	220 - 240 Vac	1	R 2 275.00	UVTA240-4SWS
	LH/RH	380 - 415 Vac	1	R 2 275.00	UVTA415-4SWS
	LH/RH	500 - 550 Vac	1	R 2 275.00	UVTA550-4SWS
NF1000SEW & NF1250SEW & NF1600SEW	RH	100 - 120 Vac	1	R 3 353.00	UVTNA130-10SWRS
	RH	200 - 240 Vac	1	R 3 353.00	UVTNA240-10SWRS
	RH	380 - 450 Vac	1	R 3 353.00	UVTNA450-10SWRS
	RH	500 - 550 Vac	1	R 3 353.00	UVTNA550-10SWRS

Shunt Trip¹ C

NF400 / 630 / 800 (CW / SW / CEW / SEW / HEW) (NV400 / 630 / 800 = LH)	RH	24 - 48 Vac / Vdc	1	R 2 126.00	SHT48-4SWRS
	LH	100-450 Vac / 100-200 Vdc	1	R 1 264.00	SHT-4SWLS
	RH	100-450 Vac / 100-200 Vdc	1	R 1 264.00	SHT-4SWRS
	RH	380 - 550 Vac	1	R 1 264.00	SHTA550-4SWRS
NF1000SEW & NF1250SEW & NF1600SEW	RH	24 Vac	1	R 3 198.00	SHTA024-10SWRS
	RH	48 Vac	1	R 3 198.00	SHTA048-10SWRS
	RH	100 - 120 Vac	1	R 3 198.00	SHTA120-10SWRS
	RH	200 - 240 Vac	1	R 3 198.00	SHTA240-10SWRS
	RH	380 - 450 Vac	1	R 3 198.00	SHTA450-10SWRS
	RH	500 - 550 Vac	1	R 3 198.00	SHTA550-10SWRS

Auxiliary Switch C

NF400 / 630 / 800 (CW / SW / CEW / SEW / HEW)	LH		1	R 822.00	AX-4SWLS
	RH		1	R 822.00	AX-4SWRS
Double Auxiliary	LH		1	R 1 081.00	AX2-4SWLS
NF1000SEW & NF1250SEW & NF1600SEW	LH		1	R 1 142.00	AX-10SWLS
	RH		1	R 1 142.00	AX-10SWRS

Alarm / Auxiliary Switch C

NF400 / 630 / 800 & NV400 / 630 / 800	LH		1	R 1 074.00	ALAX-4SWLS
NF1000SEW & NF1250SEW & NF1600SEW	LH		1	R 1 889.00	ALAX-10SWLS

Motor Operator * C

NF400 / 630 & NV400 / 630 (CW / SW / CEW / SEW / HEW)		200 - 220 Vac	1	R 11 058.00	MDS-4SWA220
NF800 & NV800 (CEW / SEW / HEW)		200 - 220 Vac	1	R 11 058.00	MDS-8SWA220
NF1000SEW & NF1250SEW & NF1600SEW		200 - 220 Vac	1	R 57 348.00	MD-10SWA220

Keylocks H2

KD Cylindrical Lock GP (same keys) NV400 to NV800 / DSN400 to DSN1250	RH		1	R 994.00	4470113
KD Cylindrical Lock WD (different keys) NV400 to NV800 / DSN400 to DSN1250	RH		1	R 994.00	4470112

Notes:

- For shunt trip possibly on NV breaker, contact CBI
- * Contact CBI for availability

WSS - Accessories



Terminal Covers *				C
Type	Std. Pack	Price Each excl. VAT	Order No.	
NF400 / 630 & NV400 / 630 (CW / SW / CEW / SEW / HEW)	1	R 1 110.00	TCL-4SW3	
NF800 & NV800 (CEW / SEW / HEW)	1	R 1 387.00	TCL-8SW3	
NFI000SEW & NF1250SEW	1	R 2 156.00	TCL-10SW3	
Handle Locking Device (Metal)				C
NF400 / 630 & NV400 / 630 (CW / SW / CEW / SEW / HEW)	1	R 558.00	HLS-4SW	
NF1000 / 1250 1600 SEW	1	R 3 923.00	HLS-10SW	
Extension Handles				C2
NF400 / 630 & NV400 / 630 (CW / SW / CEW / SEW / HEW)	(Std. shaft - 300 mm)	1	R 2 349.00	12MEC.0645
NF800 & NV800 (CEW / SEW / HEW)	(Std. shaft - 300 mm)	1	R 3 053.00	12MEC.0845
NF1000SEW & NF1250SEW & NF1600SEW	(Std. shaft - 300 mm)	1	R 3 923.00	12MEC.0945

Note:

* Contact CBI for availability